




2023 DON RIVER DASH 300

Sunday - Don River Dash 300

Don River Dash 300 51.000 km

DON RIVER DASH 300 BIKES



Pos	No.	Name	Class	Total Tm	Laps	Diff	R1	R2
A - Pro								
1	1	Liam WALSH	A - Pro	2:40:20.925	6		[1:19:14.677]	[1:21:06.248]
2	65	Samuel HANDLEY	A - Pro	2:50:05.841	6	9:44.916	[1:24:40.454]	[1:25:25.387]
3	30	Nathan TRIGG	A - Pro	2:53:21.031	6	13:00.106	[1:26:12.043]	[1:27:08.988]
4	7	Jesse MCMILLAN-MOORE	A - Pro	2:54:46.024	6	14:25.099	[1:26:07.900]	[1:28:38.124]
5	5	Jackson MCGRATH	A - Pro	2:55:44.375	6	15:23.450	[1:25:55.112]	[1:29:49.263]
6	541	Dusty CLEM	A - Pro	2:59:56.778	6	19:35.853	[1:28:11.791]	[1:31:44.987]
7	783	Tomas KRUGER	A - Pro	3:05:35.976	6	25:15.051	[1:30:31.018]	[1:35:04.958]
8	682	Brent STOREY	A - Pro	3:07:41.842	6	27:20.917	[1:27:38.164]	[1:40:03.678]
9	10	James HEENAN	A - Pro	3:08:11.387	6	27:50.462	[1:29:06.065]	[1:39:05.322]
10	17	Ryan COSSENS	A - Pro	3:11:30.175	6	31:09.250	[1:34:15.922]	[1:37:14.253]
11	4	Ben GRABHAM	A - Pro	3:13:46.710	6	33:25.785	[1:35:07.600]	[1:38:39.110]
12	79	Robert ARMSTEAD	A - Pro	3:14:16.009	6	33:55.084	[1:35:20.623]	[1:38:55.386]
13	22	Kristian SPRENGER	A - Pro	3:15:13.577	6	34:52.652	[1:36:34.946]	[1:38:38.631]
14	8	Zachary WATSON	A - Pro	3:16:46.411	6	36:25.486	[1:45:44.271]	[1:31:02.140]
15	52	James ALEN	A - Pro	3:20:30.755	6	40:09.830	[1:41:31.676]	[1:38:59.079]
16	109	Ivan LONG	A - Pro	2:12:22.957	5	1 Lap	[1:19:26.779]	2 [52:56.178]
17	2	Callum NORTON	A - Pro	2:20:26.655	5	1 Lap	[1:21:39.946]	2 [58:46.709]
18	12	Jordan STEWART	A - Pro	2:33:07.284	5	1 Lap	[1:31:42.986]	[1:01:24.298]
19	6	Simon COX	A - Pro	2:33:20.240	5	1 Lap	[1:32:39.823]	[1:00:40.417]
20	552	Nicholas WATERS	A - Pro	1:24:08.222	3	3 Laps	[1:24:08.222]	0 [0.000]
DNF	25	Brodie WATERS	A - Pro	23:53.356	1	5 Laps	1 [23:53.356]	0 []
DNF	229	Jay SIMISTER	A - Pro	24:46.815	1	5 Laps	1 [24:46.815]	0 []
DNF	3	Kodi STEPHENS	A - Pro	0.000	0	6 Laps	0 [0.000]	0 []
DNS	282	Lachlan MCCLELLAND	A - Pro		0		0 []	0 []

B - Expert

1	550	Steven GREEN	B - Expert	3:16:00.154	6	35:39.229	[1:34:33.473]	[1:41:26.681]
2	555	Lloyd WOOLMAN	B - Expert	3:19:43.748	6	39:22.823	[1:37:11.796]	[1:42:31.952]
3	296	Nathan ELLIOTT	B - Expert	3:22:22.394	6	42:01.469	[1:40:58.616]	[1:41:23.778]

Chief of Timing & Scoring

Race Director

Orbits

www.mylaps.com

Licensed to: Kelly Baxter Timing




2023 DON RIVER DASH 300

Sunday - Don River Dash 300

Don River Dash 300 51.000 km

DON RIVER DASH 300 BIKES



Pos	No.	Name	Class	Total Tm	Laps	Diff	R1	R2
4	355	Kass MUNDEY	B - Expert	3:25:41.627	6	45:20.702	[1:42:28.005]	[1:43:13.622]
5	284	Leonard SNELL	B - Expert	3:38:58.967	6	58:38.042	[1:49:42.035]	[1:49:16.932]
6	139	Shane KEMP	B - Expert	3:42:28.794	6	12:07.869	[1:48:19.324]	[1:54:09.470]
7	800	Lewis STALLAN	B - Expert	3:44:03.369	6	3:42.444	[1:48:22.450]	[1:55:40.919]
8	202	Jesse WALLACE	B - Expert	3:46:55.408	6	6:34.483	[1:49:02.344]	[1:57:53.064]
9	204	Nathan STEVENS	B - Expert	3:51:08.931	6	0:48.006	[1:50:20.135]	[2:00:48.796]
10	769	James BOYCE	B - Expert	3:52:31.028	6	2:10.103	[1:54:03.238]	[1:58:27.790]
11	203	Lachlan MORTON	B - Expert	3:58:35.363	6	8:14.438	[1:59:06.772]	[1:59:28.591]
12	201	Jaeken GORLICK	B - Expert	4:05:42.239	6	5:21.314	[2:07:08.545]	[1:58:33.694]
13	283	William TAPP	B - Expert	4:19:20.164	6	8:59.239	[2:04:07.309]	[2:15:12.855]
14	985	Paul CLARK	B - Expert	4:20:24.997	6	0:04.072	[2:01:09.968]	[2:19:15.029]
15	443	Casey LARKIN	B - Expert	4:27:27.491	6	7:06.566	[2:11:03.879]	[2:16:23.612]
16	74	Brock WILD	B - Expert	3:18:04.774	5	1 Lap	[1:59:17.681]	[1:18:47.093]
17	984	Henry SNELL	B - Expert	3:30:34.383	5	1 Lap	[1:56:35.440]	[1:33:58.943]
DNF	32	Lincoln WELLS	B - Expert	1:20:16.329	2	4 Laps	[1:20:16.329]	0 []

C - Veterans (30yrs - u35yrs)

1	262	Jake READING	C - Veterans (30yrs - u35yrs)	3:17:47.415	6	37:26.490	[1:37:28.206]	[1:40:19.209]
2	91	Daniel KELLY	C - Veterans (30yrs - u35yrs)	3:20:39.276	6	40:18.351	[1:39:44.845]	[1:40:54.431]
3	19	Jarrad VANDERHOR	C - Veterans (30yrs - u35yrs)	3:28:36.912	6	48:15.987	[1:42:05.470]	[1:46:31.442]
4	913	Jake MCGRATH	C - Veterans (30yrs - u35yrs)	3:30:41.843	6	50:20.918	[1:45:35.901]	[1:45:05.942]
5	452	Scott MCNAMARA	C - Veterans (30yrs - u35yrs)	3:41:33.046	6	1:12.121	[1:48:58.755]	[1:52:34.291]
6	82	Darryn POLLOCK	C - Veterans (30yrs - u35yrs)	3:54:40.979	6	4:20.054	[1:54:09.583]	[2:00:31.396]
7	289	Luke PATTISON	C - Veterans (30yrs - u35yrs)	3:56:21.949	6	6:01.024	[1:57:35.831]	[1:58:46.118]
8	741	Nick STEWART	C - Veterans (30yrs - u35yrs)	4:02:16.263	6	1:55.338	[2:01:04.977]	[2:01:11.286]
9	354	Samuel CURRELL	C - Veterans (30yrs - u35yrs)	4:03:18.981	6	2:58.056	[1:55:40.001]	[2:07:38.980]
10	28	Daniel ROBERTSON	C - Veterans (30yrs - u35yrs)	4:05:36.197	6	5:15.272	[1:51:53.044]	[2:13:43.153]
11	506	Steven DALTON	C - Veterans (30yrs - u35yrs)	4:06:41.944	6	6:21.019	[2:10:24.769]	[1:56:17.175]
12	327	Quade HEBBARD	C - Veterans (30yrs - u35yrs)	4:16:38.275	6	16:17.350	[2:06:14.479]	[2:10:23.796]
13	582	Matthew SHAW	C - Veterans (30yrs - u35yrs)	4:20:40.502	6	0:19.577	[2:05:50.808]	[2:14:49.694]
14	33	Ryan NEWMAN	C - Veterans (30yrs - u35yrs)	4:31:16.753	6	0:55.828	[2:14:00.398]	[2:17:16.355]

Chief of Timing & Scoring

Race Director

Orbits

www.mylaps.com

Licensed to: Kelly Baxter Timing




2023 DON RIVER DASH 300

Sunday - Don River Dash 300

Don River Dash 300 51.000 km

DON RIVER DASH 300 BIKES



Pos	No.	Name	Class	Total Tm	Laps	Diff	R1	R2
15	24	Andrew TAIT	C - Veterans (30yrs - u35yrs)	4:31:25.746	6	1:04.821	[2:10:53.458]	[2:20:32.288]
16	320	Jordan CLELAND	C - Veterans (30yrs - u35yrs)	5:06:12.336	6	5:51.411	[2:40:38.492]	[2:25:33.844]
17	991	Bill MACGREGOR	C - Veterans (30yrs - u35yrs)	3:32:07.349	5	1 Lap	[2:07:21.512]	[1:24:45.837]
18	90	John HORTON	C - Veterans (30yrs - u35yrs)	2:13:05.327	4	2 Laps	[1:41:01.945]	1 [32:03.382]
19	14	Ben THOROGOOD	C - Veterans (30yrs - u35yrs)	1:52:37.175	3	3 Laps	[1:52:37.175]	0 [0.000]
DNF	239	Bryce EDWARDS	C - Veterans (30yrs - u35yrs)	1:53:33.290	3	3 Laps	1 [34:45.942]	[1:18:47.348]
21	15A	Adam MCGUIRE	C - Veterans (30yrs - u35yrs)	1:53:44.458	3	3 Laps	[1:53:44.458]	0 []
22	H22	Haiden BARR	C - Veterans (30yrs - u35yrs)	2:15:30.648	3	3 Laps	[2:15:30.648]	0 []
DNF	T21	Timothy KEMPSTER	C - Veterans (30yrs - u35yrs)	35:59.776	1	5 Laps	0 [0.000]	1 [35:59.776]
DNS	64	Georgie DICK	C - Veterans (30yrs - u35yrs)		0		0 []	0 []

D - Clubman Under (250cc and under - 2/ or 4/)

1	304	Judah BENNIE	D - Clubman Under (250cc and under - 2/ or 4/)	3:28:22.621	6	48:01.696	[1:44:02.870]	[1:44:19.751]
2	414	Will DEPPELER	D - Clubman Under (250cc and under - 2/ or 4/)	3:38:49.900	6	58:28.975	[1:49:09.177]	[1:49:40.723]
3	793	Eli ENGLEBRECHT	D - Clubman Under (250cc and under - 2/ or 4/)	3:49:09.583	6	8:48.658	[1:55:50.101]	[1:53:19.482]
4	903	Justin TIVENDALE	D - Clubman Under (250cc and under - 2/ or 4/)	4:02:13.625	6	1:52.700	[1:57:48.446]	[2:04:25.179]
5	308	Jack BRUMBY	D - Clubman Under (250cc and under - 2/ or 4/)	4:06:21.903	6	6:00.978	[1:53:04.108]	[2:13:17.795]
6	365	Jet BRIEN	D - Clubman Under (250cc and under - 2/ or 4/)	4:07:29.108	6	7:08.183	[2:07:11.276]	[2:00:17.832]
7	11	Diesel HYNES	D - Clubman Under (250cc and under - 2/ or 4/)	4:15:04.943	6	4:44.018	[2:11:16.997]	[2:03:47.946]
8	J07	Jake STANFIELD	D - Clubman Under (250cc and under - 2/ or 4/)	4:19:30.396	6	9:09.471	[2:07:59.193]	[2:11:31.203]
9	521	Shane SCOTT	D - Clubman Under (250cc and under - 2/ or 4/)	4:27:08.554	6	16:47.629	[2:09:47.720]	[2:17:20.834]
10	277	Callum BRACKLEY	D - Clubman Under (250cc and under - 2/ or 4/)	4:31:42.195	6	1:21.270	[2:14:32.385]	[2:17:09.810]
11	84	Robert FLANDERS	D - Clubman Under (250cc and under - 2/ or 4/)	4:39:35.742	6	9:14.817	[2:14:55.477]	[2:24:40.265]
12	454	Lance CARR	D - Clubman Under (250cc and under - 2/ or 4/)	3:10:37.047	5	1 Lap	[1:55:15.069]	[1:15:21.978]
13	469	Jack ELLIOTT	D - Clubman Under (250cc and under - 2/ or 4/)	2:20:49.856	4	2 Laps	[1:47:31.383]	1 [33:18.473]
14	410	Blake TYSON	D - Clubman Under (250cc and under - 2/ or 4/)	2:26:17.463	4	2 Laps	[1:45:58.682]	1 [40:18.781]
15	26A	Thomas VANCE	D - Clubman Under (250cc and under - 2/ or 4/)	2:45:55.522	4	2 Laps	1 [46:34.841]	[1:59:20.681]
16	97	Tim HARRIS	D - Clubman Under (250cc and under - 2/ or 4/)	1:57:14.506	3	3 Laps	[1:57:14.506]	0 [0.000]
17	96	Sam DWYER	D - Clubman Under (250cc and under - 2/ or 4/)	2:08:22.600	3	3 Laps	[2:08:22.600]	0 []
18	301	Zep TOMLINSON	D - Clubman Under (250cc and under - 2/ or 4/)	2:23:04.339	3	3 Laps	0 [0.000]	[2:23:04.339]

Chief of Timing & Scoring

Race Director

Orbits

www.mylaps.com

Licensed to: Kelly Baxter Timing




2023 DON RIVER DASH 300

Sunday - Don River Dash 300

Don River Dash 300 51.000 km

DON RIVER DASH 300 BIKES



Pos	No.	Name	Class	Total Tm	Laps	Diff	R1	R2
E - Clubman Over (255cc and over - 2/ or 4/)								
1	522	Jack LARTER	E - Clubman Over (255cc and over - 2/ or 4/)	3:04:41.001	6	24:20.076	[1:32:38.316]	[1:32:02.685]
2	C84	Chayse SELICK	E - Clubman Over (255cc and over - 2/ or 4/)	3:27:10.700	6	46:49.775	[1:42:03.242]	[1:45:07.458]
3	300	Jett HICKS	E - Clubman Over (255cc and over - 2/ or 4/)	3:29:14.274	6	48:53.349	[1:44:09.232]	[1:45:05.042]
4	328	Nicholas BAKER	E - Clubman Over (255cc and over - 2/ or 4/)	3:31:20.139	6	50:59.214	[1:45:50.957]	[1:45:29.182]
5	432	Joshua MARKS	E - Clubman Over (255cc and over - 2/ or 4/)	3:38:22.366	6	58:01.441	[1:45:38.608]	[1:52:43.758]
6	888	Daniel PIGGOTT	E - Clubman Over (255cc and over - 2/ or 4/)	3:39:53.629	6	59:32.704	[1:51:32.121]	[1:48:21.508]
7	398	Bradley WILLIAMS	E - Clubman Over (255cc and over - 2/ or 4/)	3:53:41.642	6	3:20.717	[1:53:05.616]	[2:00:36.026]
8	420	Dylan MARRIOTT	E - Clubman Over (255cc and over - 2/ or 4/)	3:54:27.666	6	4:06.741	[1:56:29.365]	[1:57:58.301]
9	434	Trent WILLIAMS	E - Clubman Over (255cc and over - 2/ or 4/)	3:58:00.419	6	7:39.494	[1:58:05.414]	[1:55:05.005]
10	433	Thomas MOESKER	E - Clubman Over (255cc and over - 2/ or 4/)	4:00:32.929	6	0:12.004	[2:01:03.899]	[1:59:29.030]
11	564	Tom BASTIN	E - Clubman Over (255cc and over - 2/ or 4/)	4:03:43.654	6	3:22.729	[1:58:51.140]	[2:04:52.514]
12	253	Jake SLATTERY	E - Clubman Over (255cc and over - 2/ or 4/)	4:08:02.265	6	7:41.340	[2:01:56.866]	[2:06:05.399]
13	265	Mayson VENABLES	E - Clubman Over (255cc and over - 2/ or 4/)	4:09:49.626	6	9:28.701	[2:02:06.219]	[2:07:43.407]
14	529	Bradley MURPHY	E - Clubman Over (255cc and over - 2/ or 4/)	4:10:09.369	6	9:48.444	[2:04:14.111]	[2:05:55.258]
15	248	Reegan WINNING	E - Clubman Over (255cc and over - 2/ or 4/)	4:14:52.771	6	4:31.846	[2:06:34.897]	[2:08:17.874]
16	18	Francois OOSTHUIZEN	E - Clubman Over (255cc and over - 2/ or 4/)	4:16:24.652	6	6:03.727	[2:06:38.094]	[2:09:46.558]
17	198	Jack GRAY	E - Clubman Over (255cc and over - 2/ or 4/)	4:22:00.166	6	1:39.241	[2:09:49.893]	[2:12:10.273]
18	512	Ayden WOODFIELD	E - Clubman Over (255cc and over - 2/ or 4/)	4:22:19.328	6	1:58.403	[2:06:57.057]	[2:15:22.271]
19	430	Dwight HAWKEN	E - Clubman Over (255cc and over - 2/ or 4/)	4:29:04.656	6	8:43.731	[2:06:27.914]	[2:22:36.742]
20	652	Lucas WILKIE	E - Clubman Over (255cc and over - 2/ or 4/)	4:46:19.001	6	5:58.076	[2:20:48.722]	[2:25:39.279]
21	222	Mitchell GILLIES	E - Clubman Over (255cc and over - 2/ or 4/)	4:47:56.603	6	7:35.678	[2:18:26.297]	[2:29:30.306]
22	386	Ross MACKENZIE	E - Clubman Over (255cc and over - 2/ or 4/)	4:48:42.570	6	8:21.645	[2:20:45.858]	[2:27:56.712]
23	191	Thomas SKIBA	E - Clubman Over (255cc and over - 2/ or 4/)	4:48:46.597	6	8:25.672	[2:25:54.657]	[2:22:51.940]
24	464	Maddox FRISKE	E - Clubman Over (255cc and over - 2/ or 4/)	4:56:46.249	6	6:25.324	[2:35:09.484]	[2:21:36.765]
25	189	Matthew WOODWARD	E - Clubman Over (255cc and over - 2/ or 4/)	3:04:31.778	5	1 Lap	[1:52:25.565]	[1:12:06.213]
26	614	George SHAW	E - Clubman Over (255cc and over - 2/ or 4/)	3:20:42.134	5	1 Lap	[1:59:43.348]	[1:20:58.786]
27	431	John BRAZENDALE	E - Clubman Over (255cc and over - 2/ or 4/)	3:50:36.779	5	1 Lap	[1:54:47.253]	[1:55:49.526]
28	226	Christopher JONES	E - Clubman Over (255cc and over - 2/ or 4/)	4:21:20.903	5	1 Lap	[2:04:05.079]	[2:17:15.824]
29	T01	Byron WILLIAMS	E - Clubman Over (255cc and over - 2/ or 4/)	2:25:59.141	4	2 Laps	1 [33:43.223]	[1:52:15.918]
30	224	Daniel THOMAS	E - Clubman Over (255cc and over - 2/ or 4/)	2:53:38.555	4	2 Laps	[2:12:12.712]	1 [41:25.843]

Chief of Timing & Scoring

Race Director

Orbits

www.mylaps.com

Licensed to: Kelly Baxter Timing




2023 DON RIVER DASH 300

Sunday - Don River Dash 300

Don River Dash 300 51.000 km

DON RIVER DASH 300 BIKES



Pos	No.	Name	Class	Total Tm	Laps	Diff	R1	R2
31	271	Brock FRY	E - Clubman Over (255cc and over - 2/ or 4/)	1:43:22.307	3	3 Laps	[1:43:22.307]	0 []
32	715	Josh RASINK	E - Clubman Over (255cc and over - 2/ or 4/)	1:58:07.051	3	3 Laps	[1:58:07.051]	0 []
33	43	Lindsay FLOOD	E - Clubman Over (255cc and over - 2/ or 4/)	2:06:13.154	3	3 Laps	[2:06:13.154]	0 [0.000]
34	797	Charlie SCOTT	E - Clubman Over (255cc and over - 2/ or 4/)	2:06:13.280	3	3 Laps	[2:06:13.280]	-
DNF	597	James BROCKHURST	E - Clubman Over (255cc and over - 2/ or 4/)	31:34.013	1	5 Laps	1 [31:34.013]	0 []
DNF	200	Alan PITT	E - Clubman Over (255cc and over - 2/ or 4/)	41:55.892	1	5 Laps	1 [41:55.892]	0 [0.000]
DNS	922	David NASS	E - Clubman Over (255cc and over - 2/ or 4/)		0		0 []	0 []
DNS	95	Robert WAGNER	E - Clubman Over (255cc and over - 2/ or 4/)		0		0 []	0 []

F - Veterans (35yrs - u45yrs)

1	49	Alan GRAHAM	F - Veterans (35yrs - u45yrs)	3:16:01.105	6	35:40.180	[1:37:08.750]	[1:38:52.355]
2	330	Daniel KENT	F - Veterans (35yrs - u45yrs)	3:19:48.677	6	39:27.752	[1:36:43.423]	[1:43:05.254]
3	585	Darren GROVE	F - Veterans (35yrs - u45yrs)	3:24:11.528	6	43:50.603	[1:42:13.581]	[1:41:57.947]
4	J22	Tom JACK	F - Veterans (35yrs - u45yrs)	3:29:37.659	6	49:16.734	[1:43:48.013]	[1:45:49.646]
5	421	Patrick NOLAN	F - Veterans (35yrs - u45yrs)	3:38:26.671	6	58:05.746	[1:46:44.134]	[1:51:42.537]
6	288	Michael GRAVES	F - Veterans (35yrs - u45yrs)	3:38:41.760	6	58:20.835	[1:47:28.280]	[1:51:13.480]
7	666	Leigh PIGGOTT	F - Veterans (35yrs - u45yrs)	3:40:07.796	6	59:46.871	[1:45:29.528]	[1:54:38.268]
8	47	Graham BLAKE	F - Veterans (35yrs - u45yrs)	3:43:04.388	6	2:43.463	[1:50:08.193]	[1:52:56.195]
9	H16	Heath BURGESS	F - Veterans (35yrs - u45yrs)	3:47:53.182	6	7:32.257	[1:53:26.117]	[1:54:27.065]
10	510	Luke STAFRACE	F - Veterans (35yrs - u45yrs)	3:48:03.310	6	7:42.385	[1:53:58.495]	[1:54:04.815]
11	78	Daniel GUSTAFSON	F - Veterans (35yrs - u45yrs)	3:50:41.296	6	0:20.371	[1:54:51.707]	[1:55:49.589]
12	085	Kelvin HORNBuckle	F - Veterans (35yrs - u45yrs)	3:54:16.345	6	3:55.420	[1:55:49.359]	[1:58:26.986]
13	637	Brenton MCDONALD	F - Veterans (35yrs - u45yrs)	3:58:41.783	6	8:20.858	[2:00:31.709]	[1:58:10.074]
14	317	Daniel CONEY	F - Veterans (35yrs - u45yrs)	4:03:02.448	6	2:41.523	[1:59:14.632]	[2:03:47.816]
15	M87	Dean MURPHY	F - Veterans (35yrs - u45yrs)	4:04:14.845	6	3:53.920	[2:00:29.559]	[2:03:45.286]
16	612	Mark PERRY	F - Veterans (35yrs - u45yrs)	4:05:58.350	6	5:37.425	[2:00:17.498]	[2:05:40.852]
17	98	Ben ANASTASI	F - Veterans (35yrs - u45yrs)	4:08:14.663	6	7:53.738	[2:03:50.376]	[2:04:24.287]
18	669	Aaron EDWARDS	F - Veterans (35yrs - u45yrs)	4:10:30.570	6	0:09.645	[2:04:32.707]	[2:05:57.863]
19	P81	Shane PIANTA	F - Veterans (35yrs - u45yrs)	4:11:26.801	6	1:05.876	[2:07:29.711]	[2:03:57.090]
20	240	Michael COPE	F - Veterans (35yrs - u45yrs)	4:12:26.859	6	2:05.934	[1:59:36.746]	[2:12:50.113]
21	34	Nigel SHEARS	F - Veterans (35yrs - u45yrs)	4:16:59.751	6	6:38.826	[2:03:40.963]	[2:13:18.788]

Chief of Timing & Scoring

Race Director

Orbits

www.mylaps.com

Licensed to: Kelly Baxter Timing




2023 DON RIVER DASH 300

Sunday - Don River Dash 300

Don River Dash 300 51.000 km

DON RIVER DASH 300 BIKES



Pos	No.	Name	Class	Total Tm	Laps	Diff	R1	R2
22	787	Todd TOMLINSON	F - Veterans (35yrs - u45yrs)	4:17:48.162	6	7:27.237	[2:03:29.424]	[2:14:18.738]
23	220	Ben BIGGS	F - Veterans (35yrs - u45yrs)	4:29:47.060	6	9:26.135	[2:10:51.103]	2:18:55.957]
24	623	John GOBLE	F - Veterans (35yrs - u45yrs)	4:34:07.972	6	3:47.047	[2:14:07.431]	2:20:00.541]
25	46	Damien COX	F - Veterans (35yrs - u45yrs)	4:34:23.043	6	4:02.118	[2:24:26.278]	[2:09:56.765]
26	661	Jereme ST PIERRE	F - Veterans (35yrs - u45yrs)	4:43:32.195	6	3:11.270	[2:21:04.413]	[2:22:27.782]
27	609	Neal VENABLES	F - Veterans (35yrs - u45yrs)	4:44:39.668	6	4:18.743	[2:20:42.346]	[2:23:57.322]
28	27	Ben WATERS	F - Veterans (35yrs - u45yrs)	4:54:27.897	6	4:06.972	[2:30:13.521]	[2:24:14.376]
29	310	Mark NOLAN	F - Veterans (35yrs - u45yrs)	3:28:33.367	5	1 Lap	[2:08:34.733]	1:19:58.634]
30	627	Stewart WINSOR	F - Veterans (35yrs - u45yrs)	2:21:21.604	4	2 Laps	[1:46:27.359]	1 [34:54.245]
31	44	Benjamin POWER	F - Veterans (35yrs - u45yrs)	2:31:08.002	3	3 Laps	[2:31:08.002]	0 []

G - Masters (Over 45yrs)

1	774	Shawn CHEETHAM	G - Masters (Over 45yrs)	3:21:17.949	6	40:57.024	[1:37:52.209]	[1:43:25.740]
2	578	Adam QUINN	G - Masters (Over 45yrs)	3:32:02.087	6	51:41.162	[1:44:30.116]	1:47:31.971]
3	401	Josh GILLIES	G - Masters (Over 45yrs)	3:41:03.057	6	0:42.132	[1:47:45.262]	[1:53:17.795]
4	470	Quinten MILTON	G - Masters (Over 45yrs)	3:43:45.510	6	3:24.585	[1:50:56.655]	1:52:48.855]
5	726	Gregory JACKSON	G - Masters (Over 45yrs)	3:44:10.486	6	3:49.561	[1:53:40.106]	1:50:30.380]
6	712	Paul ROBINSON	G - Masters (Over 45yrs)	3:49:57.015	6	9:36.090	[1:47:41.093]	2:02:15.922]
7	742	Steven RELPH	G - Masters (Over 45yrs)	3:56:15.748	6	5:54.823	[1:55:23.460]	2:00:52.288]
8	898	Matthew WILLIAMS	G - Masters (Over 45yrs)	3:56:39.303	6	6:18.378	[1:55:15.005]	[2:01:24.298]
9	141	Dan MOLE	G - Masters (Over 45yrs)	4:01:24.861	6	1:03.936	[1:57:40.614]	[2:03:44.247]
10	247	Luke MCPHERSON	G - Masters (Over 45yrs)	4:02:50.282	6	2:29.357	[1:59:02.853]	[2:03:47.429]
11	123	Peter JOHNSON	G - Masters (Over 45yrs)	4:02:52.281	6	2:31.356	[1:57:31.150]	2:05:21.131]
12	743	Ryan KEMP	G - Masters (Over 45yrs)	4:05:12.330	6	4:51.405	[2:00:35.447]	2:04:36.883]
13	50	Ben MANERA	G - Masters (Over 45yrs)	4:07:21.614	6	7:00.689	[2:04:09.429]	2:03:12.185]
14	60	Rob MCCRAE	G - Masters (Over 45yrs)	4:10:39.126	6	0:18.201	[2:03:17.475]	2:07:21.651]
15	599	David BRIGGS	G - Masters (Over 45yrs)	4:12:07.782	6	1:46.857	[2:07:58.044]	[2:04:09.738]
16	J17	Justin BURGESS	G - Masters (Over 45yrs)	4:14:50.615	6	4:29.690	[1:52:25.000]	2:22:25.615]
17	655	Tony HOWELL	G - Masters (Over 45yrs)	4:17:18.772	6	6:57.847	[2:05:57.546]	2:11:21.226]
18	977	Brett KENNY	G - Masters (Over 45yrs)	4:17:54.866	6	7:33.941	[2:08:39.529]	2:09:15.337]
19	574	Greg RYAN	G - Masters (Over 45yrs)	4:21:00.596	6	0:39.671	[2:11:20.145]	2:09:40.451]

Chief of Timing & Scoring

Race Director

Orbits

www.mylaps.com

Licensed to: Kelly Baxter Timing




2023 DON RIVER DASH 300

Sunday - Don River Dash 300

Don River Dash 300 51.000 km

DON RIVER DASH 300 BIKES



Pos	No.	Name	Class	Total Tm	Laps	Diff	R1	R2
20	803	Richard UNMACK	G - Masters (Over 45yrs)	4:22:06.046	6	1:45.121	[2:13:59.205]	2:08:06.841]
21	589	Matt MASTERSON	G - Masters (Over 45yrs)	4:23:02.228	6	2:41.303	[2:06:46.143]	2:16:16.085]
22	999	Kevin CHRISTIE	G - Masters (Over 45yrs)	4:24:22.466	6	4:01.541	[2:08:13.333]	2:16:09.133]
23	531	Wayne NEVEN	G - Masters (Over 45yrs)	4:26:58.974	6	6:38.049	[2:09:47.514]	2:17:11.460]
24	59	Paul STEPHENS	G - Masters (Over 45yrs)	4:33:42.422	6	3:21.497	[2:12:20.753]	2:21:21.669]
25	514	Laurie FRY	G - Masters (Over 45yrs)	4:33:56.036	6	3:35.111	[2:05:01.861]	[2:28:54.175]
26	58	Michael WHEATLEY	G - Masters (Over 45yrs)	4:38:09.885	6	7:48.960	[2:10:40.234]	2:27:29.651]
27	333	Steve NANCARROW	G - Masters (Over 45yrs)	4:42:44.103	6	2:23.178	[2:18:33.038]	2:24:11.065]
28	55	Dan KOWALSKI	G - Masters (Over 45yrs)	4:45:49.315	6	5:28.390	[2:24:12.162]	[2:21:37.153]
29	56	Gavin JONES	G - Masters (Over 45yrs)	4:48:36.573	6	8:15.648	[2:21:03.166]	2:27:33.407]
30	848	Peter MIOTTO	G - Masters (Over 45yrs)	5:06:24.778	6	6:03.853	[2:27:07.971]	2:39:16.807]
31	258	Steven MARRIOTT	G - Masters (Over 45yrs)	5:19:08.602	6	18:47.677	[2:37:06.294]	2:42:02.308]
32	111	Paul STUBBS	G - Masters (Over 45yrs)	3:20:05.779	5	1 Lap	[1:57:26.790]	1:22:38.989]
33	119	Stephen SKIBA	G - Masters (Over 45yrs)	3:29:15.338	5	1 Lap	[1:19:05.684]	2:10:09.654]
34	M31	Brett MORGAN	G - Masters (Over 45yrs)	3:42:22.414	5	1 Lap	[2:13:24.146]	1:28:58.268]
35	032	Kenneth HICKS	G - Masters (Over 45yrs)	2:22:51.172	4	2 Laps	[1:46:59.346]	1 [35:51.826]
36	701	Ashleigh ROWE	G - Masters (Over 45yrs)	1:48:31.563	3	3 Laps	[1:48:31.563]	0 []
DNF	781	Matthew EVANS	G - Masters (Over 45yrs)	1:12:52.717	2	4 Laps	[1:12:52.717]	0 []
DNF	H70	Paul HARRADINE	G - Masters (Over 45yrs)	2:10:56.840	2	4 Laps	0 [0.000]	2:10:56.840]
DNF	57	Kenneth BLAKOE	G - Masters (Over 45yrs)	42:27.014	1	5 Laps	1 [42:27.014]	0 []
DNF	981	Terry BENNETT	G - Masters (Over 45yrs)	0.000	0	6 Laps	0 [0.000]	0 []

I - Ladies (All Powers)

1	G30	Georgia HANRAHAN	I - Ladies (All Powers)	3:55:23.534	6	5:02.609	[1:56:48.829]	[1:58:34.705]
2	728	Hayley MILLER	I - Ladies (All Powers)	4:05:05.359	6	4:44.434	[2:00:50.835]	[2:04:14.524]
3	565	Rebecca KOPPE	I - Ladies (All Powers)	4:28:55.813	6	8:34.888	[2:10:17.428]	2:18:38.385]
4	155	Tamara GRAY	I - Ladies (All Powers)	4:33:38.895	6	13:17.970	[2:30:49.128]	[2:02:49.767]
5	973	Susan KOOP	I - Ladies (All Powers)	4:38:21.490	6	8:00.565	[2:11:27.978]	2:26:53.512]
6	621	Katie ROBINSON	I - Ladies (All Powers)	4:47:08.277	6	16:47.352	[2:21:48.021]	2:25:20.256]
7	83	Melanie PATRONI	I - Ladies (All Powers)	5:01:33.510	6	1:12.585	[2:19:57.088]	2:41:36.422]
8	353	Kate RAYMOND	I - Ladies (All Powers)	5:31:23.905	6	1:02.980	[2:36:40.686]	2:54:43.219]

Chief of Timing & Scoring

Race Director

Orbits

www.mylaps.com

Licensed to: Kelly Baxter Timing




2023 DON RIVER DASH 300

Sunday - Don River Dash 300

Don River Dash 300 51.000 km

DON RIVER DASH 300 BIKES



Pos	No.	Name	Class	Total Tm	Laps	Diff	R1	R2	
9	69	Chris KNIGHT	I - Ladies (All Powers)	3:45:54.236	4	2 Laps	1 [47:36.754]	[2:58:17.482]	
DNF	912	Tia MAROSKE	I - Ladies (All Powers)	1:57:16.701	2	4 Laps	[1:00:19.330]	1 [56:57.371]	
Z - Teams (2 Person)									
1	4/686	Jackson TYSON-SPEARS Anthony TYSON	Z - Teams (2 Person)	3:24:35.111	6	44:14.186	[1:42:00.102]	[1:42:35.009]	
2	494	Scott JONSSON Joshua ROLFE	Z - Teams (2 Person)	3:56:54.193	6	6:33.268	[1:45:54.184]	2:11:00.009]	
3	5/818	Clayton CHAPMAN Mitchell HUXSTEP	Z - Teams (2 Person)	4:01:07.239	6	0:46.314	[2:00:10.910]	2:00:56.329]	
4	444/T	Benjamin WUST Tye MACKENZIE	Z - Teams (2 Person)	4:09:39.480	6	9:18.555	[2:04:03.119]	2:05:36.361]	
5	3/R56	Brett FRY Kelvin RICHARDSON	Z - Teams (2 Person)	4:17:34.347	6	7:13.422	[2:00:57.843]	2:16:36.504]	
6	3/X64	Jamie LEON Julian GALINDO	Z - Teams (2 Person)	4:22:09.146	6	1:48.221	[2:08:06.947]	2:14:02.199]	
7	179/45	Luke SANDER Dale WILSON	Z - Teams (2 Person)	4:29:19.133	6	8:58.208	[2:09:46.965]	2:19:32.168]	
8	3/909	Jed LAWSON Tomas BRENNAN	Z - Teams (2 Person)	4:30:14.791	6	9:53.866	[2:17:09.062]	2:13:05.729]	
9	788	Stephen ELLIOTT Jai TOMLINSON	Z - Teams (2 Person)	4:41:48.117	6	11:27.192	[2:20:43.657]	2:21:04.460]	
DNF	0/X77	John MACKAY David SINGLETON	Z - Teams (2 Person)	44:26.730	1	5 Laps	1 [44:26.730]	0 []	

Chief of Timing & Scoring

Race Director

Orbits

www.mylaps.com

Licensed to: Kelly Baxter Timing