


## 2024 DON RIVER DASH 300

Sunday - Don River Dash 300

Don River Dash 300 51.000 km

DON RIVER DASH 300 BIKES




Pos	No.	Name	Class	Laps	Total Tm	R1	R2
<b>A - Pro</b>							
1	1	Liam WALSH	A - Pro	6	2:37:36.113	3 [1:15:45.335]	3 [1:21:50.778]
2	2	Samuel HANDLEY	A - Pro	6	2:40:04.163	3 [1:17:08.895]	3 [1:22:55.268]
3	4	Jesse MCMILLAN-MOORE	A - Pro	6	2:42:39.895	3 [1:20:44.161]	3 [1:21:55.734]
4	58	Tyler RADFORD	A - Pro	6	2:45:51.129	3 [1:20:40.640]	3 [1:25:10.489]
5	9	Tomas KRUGER	A - Pro	6	2:47:37.436	3 [1:21:29.943]	3 [1:26:07.493]
6	79	Robert ARMSTEAD	A - Pro	6	2:55:35.365	3 [1:26:04.873]	3 [1:29:30.492]
7	28	Todd MCCARTEN	A - Pro	6	2:57:45.214	3 [1:24:22.016]	3 [1:33:23.198]
8	143	Connor TERRY	A - Pro	6	2:57:47.953	3 [1:26:37.780]	3 [1:31:10.173]
9	13	Jock HULLAND	A - Pro	6	2:58:24.966	3 [1:26:50.282]	3 [1:31:34.684]
10	61	Beau DARGEL	A - Pro	6	2:59:32.682	3 [1:28:56.045]	3 [1:30:36.637]
11	253	Brodie CRANE	A - Pro	6	2:59:54.672	3 [1:29:13.691]	3 [1:30:40.981]
12	682	Brent STOREY	A - Pro	5	2:11:43.509	3 [1:18:23.452]	2 [53:20.057]
13	500	Lachlan TERRY	A - Pro	5	2:15:31.873	3 [1:21:40.674]	2 [53:51.199]
14	25	Brodie WATERS	A - Pro	5	2:16:02.918	3 [1:17:32.895]	2 [58:30.023]
15	3	Nathan TRIGG	A - Pro	3	1:18:12.946	3 [1:18:12.946]	0 [0.000]
16	37	Jordan HOVEY	A - Pro	0	0.000	0 [0.000]	-
17	8	Zachary WATSON	A - Pro	0	0.000	0 [0.000]	-
<b>B - Expert</b>							
1	51	Ben BERTINAZZI	B - Expert	6	2:53:33.123	3 [1:26:49.133]	3 [1:26:43.990]
2	296	Nathan ELLIOTT	B - Expert	6	2:57:18.303	3 [1:26:52.459]	3 [1:30:25.844]
3	78	Kyle TUPPURAINEN	B - Expert	6	3:06:30.395	3 [1:33:13.548]	3 [1:33:16.847]
4	355	Kass MUNDEY	B - Expert	6	3:11:46.734	3 [1:32:55.660]	3 [1:38:51.074]
5	216	Zach MADDEN	B - Expert	6	3:13:25.988	3 [1:33:41.175]	3 [1:39:44.813]
6	257	Lachlan MADDEN	B - Expert	6	3:16:22.600	3 [1:38:08.755]	3 [1:38:13.845]
7	202	Bailey WALLACE	B - Expert	6	3:16:29.903	3 [1:38:35.777]	3 [1:37:54.126]
8	139	Shane KEMP	B - Expert	6	3:29:47.116	3 [1:41:32.926]	3 [1:48:14.190]
9	163	Judah BENNIE	B - Expert	6	3:30:26.384	3 [1:42:20.520]	3 [1:48:05.864]
10	14	Jaeken GORLICK	B - Expert	6	3:38:26.814	3 [1:47:47.579]	3 [1:50:39.235]
11	800	Lewis STALLAN	B - Expert	6	3:42:45.689	3 [1:51:35.082]	3 [1:51:10.607]
12	283	William TAPP	B - Expert	6	3:59:05.299	3 [1:54:19.241]	3 [2:04:46.058]
13	545	Lachlan MORTON	B - Expert	4	2:05:18.846	3 [1:34:15.686]	1 [31:03.160]
14	575	Liam WILSON	B - Expert	4	2:33:27.413	3 [1:57:54.576]	1 [35:32.837]
15	129	Samuel HALFPENNY	B - Expert	4	3:12:53.369	1 [43:52.898]	3 [2:29:00.471]
16	7	Jesse RYAN	B - Expert	3	1:26:57.280	3 [1:26:57.280]	0 [0.000]
17	398	Reece COLE	B - Expert	3	1:31:32.192	3 [1:31:32.192]	0 [0.000]
<b>C - Veterans (30yrs - u35yrs)</b>							
1	29	Timothy SHERMAN	C - Veterans (30yrs - u35)	6	2:59:22.878	3 [1:28:38.640]	3 [1:30:44.238]
2	913	Jake MCGRATH	C - Veterans (30yrs - u35)	6	3:01:53.504	3 [1:28:51.894]	3 [1:33:01.610]
3	22	Kristian SPRENGER	C - Veterans (30yrs - u35)	6	3:03:45.560	3 [1:30:07.618]	3 [1:33:37.942]
4	404	Jake READING	C - Veterans (30yrs - u35)	6	3:06:45.199	3 [1:31:17.023]	3 [1:35:28.176]
5	19	Jarrad VANDERHOR	C - Veterans (30yrs - u35)	6	3:15:28.056	3 [1:36:07.502]	3 [1:39:20.554]
6	420	Dylan MARRIOTT	C - Veterans (30yrs - u35)	6	3:25:36.872	3 [1:41:14.307]	3 [1:44:22.565]
7	345	Makinly DOUCE	C - Veterans (30yrs - u35)	6	3:25:50.502	3 [1:42:37.664]	3 [1:43:12.838]
8	66	Patrick DALTON	C - Veterans (30yrs - u35)	6	3:28:45.647	3 [1:43:26.183]	3 [1:45:19.464]

### 2024 DON RIVER DASH 300

Sunday - Don River Dash 300

Don River Dash 300 51.000 km

DON RIVER DASH 300 BIKES



Pos	No.	Name	Class	Laps	Total Tm	R1	R2
9	417	Leighton LITTLE	C - Veterans (30yrs - u35)	6	3:30:40.671	3 [1:44:48.046]	3 [1:45:52.625]
10	144	James VERE	C - Veterans (30yrs - u35)	6	3:38:47.461	3 [1:46:27.100]	3 [1:52:20.361]
11	576	Steven BREEN	C - Veterans (30yrs - u35)	6	3:44:06.700	3 [1:50:52.644]	3 [1:53:14.056]
12	255	Ryan NEWMAN	C - Veterans (30yrs - u35)	6	3:50:09.728	3 [1:52:48.837]	3 [1:57:20.891]
13	282	Brodie LITTLE	C - Veterans (30yrs - u35)	6	3:50:21.168	3 [1:53:09.724]	3 [1:57:11.444]
14	665	Joel BAUER	C - Veterans (30yrs - u35)	6	3:56:34.189	3 [1:55:37.599]	3 [2:00:56.590]
15	812	Brady CRONIN	C - Veterans (30yrs - u35)	6	4:22:10.315	3 [2:05:30.341]	3 [2:16:39.974]
16	203	Mitchell IRELAND	C - Veterans (30yrs - u35)	6	4:33:01.562	3 [2:16:39.639]	3 [2:16:21.923]
17	991	Bill MACGREGOR	C - Veterans (30yrs - u35)	5	3:24:32.326	3 [2:03:14.498]	2 [1:21:17.828]
18	351	Zach KENNEWELL	C - Veterans (30yrs - u35)	4	2:42:42.643	3 [2:02:47.363]	1 [39:55.280]
19	492	Jamie SCARBOROUGH	C - Veterans (30yrs - u35)	4	2:50:13.826	3 [2:08:37.359]	1 [41:36.467]
20	629	Joe SULLIVAN	C - Veterans (30yrs - u35)	3	1:42:20.898	3 [1:42:20.898]	0 [0.000]
21	222	Darryn POLLACK	C - Veterans (30yrs - u35)	3	1:48:54.488	2 [1:02:25.381]	1 [46:29.107]

#### D - Clubman Under

1	81	Jackson VERSTEEGEN	D - Clubman Under	6	2:57:16.409	3 [1:28:09.750]	3 [1:29:06.659]
2	365	Jet BRIEN	D - Clubman Under	6	3:23:44.824	3 [1:39:57.326]	3 [1:43:47.498]
3	303	James CALLAGHAN	D - Clubman Under	6	3:25:07.120	3 [1:39:35.373]	3 [1:45:31.747]
4	A99	Brad WHITTAKER	D - Clubman Under	6	3:36:38.938	3 [1:46:44.187]	3 [1:49:54.751]
5	277	Callum BRACKLEY	D - Clubman Under	6	3:57:52.007	3 [1:54:28.181]	3 [2:03:23.826]
6	301	Zep TOMLINSON	D - Clubman Under	6	4:07:05.839	3 [2:00:16.165]	3 [2:06:49.674]
7	748	Joshua MACKIN	D - Clubman Under	6	4:28:33.773	3 [2:12:13.693]	3 [2:16:20.080]
8	82	Robert FLANDERS	D - Clubman Under	6	4:34:38.873	3 [2:16:53.188]	3 [2:17:45.685]
9	440	Kye TEESE	D - Clubman Under	6	5:24:53.857	3 [2:39:31.634]	3 [2:45:22.223]
10	77	Taine COLLIER	D - Clubman Under	4	2:28:15.003	3 [1:52:12.924]	1 [36:02.079]
11	332	Shane SCOTT	D - Clubman Under	3	1:52:24.525	0 [0.000]	3 [1:52:24.525]
12	803	Rohan HEIL	D - Clubman Under	0	0.000	0 [0.000]	-

#### E - Clubman Over


1	297	Eli ENGLEBRECHT	E - Clubman Over	6	3:02:21.385	3 [1:29:36.628]	3 [1:32:44.757]
2	414	Will DEPPELER	E - Clubman Over	6	3:03:52.676	3 [1:28:50.762]	3 [1:35:01.914]
3	234	Zachary MYER	E - Clubman Over	6	3:06:24.482	3 [1:31:40.473]	3 [1:34:44.009]
4	173	Jayden MILLSTEED	E - Clubman Over	6	3:09:29.509	3 [1:31:39.977]	3 [1:37:49.532]
5	199	Cameron LODER	E - Clubman Over	6	3:12:04.081	3 [1:34:15.571]	3 [1:37:48.510]
6	10	Joshua MOHAMMED	E - Clubman Over	6	3:20:29.643	3 [1:37:17.010]	3 [1:43:12.633]
7	448	Clint MILLER	E - Clubman Over	6	3:21:39.665	3 [1:41:09.619]	3 [1:40:30.046]
8	328	Nicholas BAKER	E - Clubman Over	6	3:24:56.472	3 [1:40:50.136]	3 [1:44:06.336]
9	181	David MCLEOD	E - Clubman Over	6	3:32:46.840	3 [1:43:41.291]	3 [1:49:05.549]
10	189	Matthew WOODWARD	E - Clubman Over	6	3:33:25.369	3 [1:44:50.990]	3 [1:48:34.379]
11	736	Harrison CRAIG	E - Clubman Over	6	3:38:15.366	3 [1:47:23.294]	3 [1:50:52.072]
12	341	Luke BROWN	E - Clubman Over	6	3:38:37.575	3 [1:45:20.888]	3 [1:53:16.687]
13	265	Mayson VENABLES	E - Clubman Over	6	3:38:53.714	3 [1:47:33.404]	3 [1:51:20.310]
14	433	Justin MAYFIELD	E - Clubman Over	6	3:42:34.945	3 [1:45:37.083]	3 [1:56:57.862]
15	99	Leslie STEED	E - Clubman Over	6	3:45:16.891	3 [1:45:51.398]	3 [1:59:25.493]
16	430	Hayden DICK	E - Clubman Over	6	3:47:07.048	3 [1:47:47.140]	3 [1:59:19.908]
17	223	Samuel BENNETT	E - Clubman Over	6	3:47:34.471	3 [1:52:12.544]	3 [1:55:21.927]
18	484	Nicholas THOMPSON	E - Clubman Over	6	3:49:47.999	3 [1:53:58.249]	3 [1:55:49.750]
19	909	Jed LAWSON	E - Clubman Over	6	3:50:30.018	3 [1:55:56.339]	3 [1:54:33.679]

### 2024 DON RIVER DASH 300

Sunday - Don River Dash 300

Don River Dash 300 51.000 km

DON RIVER DASH 300 BIKES



Pos	No.	Name	Class	Laps	Total Tm	R1	R2
20	513	Codie JOHNSON	E - Clubman Over	6	3:50:31.711	3 [1:53:29.214]	3 [1:57:02.497]
21	AJP66	Alan PITT	E - Clubman Over	6	3:55:43.033	3 [1:58:14.975]	3 [1:57:28.058]
22	588	Nate MASTERSON	E - Clubman Over	6	3:56:09.888	3 [1:54:37.600]	3 [2:01:32.288]
23	645	Deacon RILEY	E - Clubman Over	6	3:58:34.398	3 [1:57:08.286]	3 [2:01:26.112]
24	X	Clayton JENSEN	E - Clubman Over	6	4:05:51.148	3 [2:01:43.827]	3 [2:04:07.321]
25	198	Sonny REDDING	E - Clubman Over	6	4:08:32.125	3 [2:05:17.506]	3 [2:03:14.619]
26	464	Maddox FRISKE	E - Clubman Over	6	4:17:42.525	3 [2:03:54.342]	3 [2:13:48.183]
27	434	Aaron MILLS	E - Clubman Over	6	4:21:45.975	3 [2:04:40.135]	3 [2:17:05.840]
28	695	Trent FAIRBAIRN	E - Clubman Over	6	4:44:45.104	3 [2:32:00.265]	3 [2:12:44.839]
29	12	Francois OOSTHUIZEN	E - Clubman Over	5	3:10:47.887	3 [1:53:53.495]	2 [1:16:54.392]
30	104	Dwight HAWKEN	E - Clubman Over	4	2:41:35.601	2 [1:11:19.029]	2 [1:30:16.572]
31	08	Lincoln GARDNER	E - Clubman Over	3	1:58:06.024	3 [1:58:06.024]	0 [0.000]
32	44	Cody MEIKLE	E - Clubman Over	2	1:14:53.134	2 [1:14:53.134]	-
33	435	Kaih ROTHERY	E - Clubman Over	2	1:19:57.268	2 [1:19:57.268]	-
34	614	George SHAW	E - Clubman Over	1	33:35.098	1 [33:35.098]	0 [0.000]
35	238	Bradley POLLARD	E - Clubman Over	1	34:53.660	1 [34:53.660]	-

#### F - Veterans (35yrs - u45yrs)


1	138	Ben GRABHAM	F - Veterans (35yrs - u45)	6	2:48:52.492	3 [1:22:11.656]	3 [1:26:40.836]
2	659	John HARKNESS	F - Veterans (35yrs - u45)	6	3:10:54.058	3 [1:34:01.594]	3 [1:36:52.464]
3	624	Andrew PARKINSON	F - Veterans (35yrs - u45)	6	3:11:53.243	3 [1:32:12.169]	3 [1:39:41.074]
4	692	Glen VALLENDER	F - Veterans (35yrs - u45)	6	3:14:14.725	3 [1:36:07.567]	3 [1:38:07.158]
5	227	Dustin THEIL	F - Veterans (35yrs - u45)	6	3:17:41.948	3 [1:35:34.317]	3 [1:42:07.631]
6	165	Luke NIXON	F - Veterans (35yrs - u45)	6	3:21:02.967	3 [1:37:27.864]	3 [1:43:35.103]
7	666	Chase MATHESON	F - Veterans (35yrs - u45)	6	3:23:15.818	3 [1:40:29.297]	3 [1:42:46.521]
8	499	Brett VALLENDER	F - Veterans (35yrs - u45)	6	3:26:01.240	3 [1:40:11.413]	3 [1:45:49.827]
9	164	Mitch TURNER	F - Veterans (35yrs - u45)	6	3:29:15.686	3 [1:45:16.138]	3 [1:43:59.548]
10	45	Graham BLAKE	F - Veterans (35yrs - u45)	6	3:29:45.839	3 [1:40:15.613]	3 [1:49:30.226]
11	32	Paul WHITE	F - Veterans (35yrs - u45)	6	3:30:13.625	3 [1:45:28.513]	3 [1:44:45.112]
12	191	Josh MCDANIEL	F - Veterans (35yrs - u45)	6	3:34:39.886	3 [1:41:44.951]	3 [1:52:54.935]
13	26	Michael JOHNSON	F - Veterans (35yrs - u45)	6	3:35:42.445	3 [1:46:26.508]	3 [1:49:15.937]
14	501	Matt GROVES	F - Veterans (35yrs - u45)	6	3:36:05.802	3 [1:42:34.919]	3 [1:53:30.883]
15	X57	Julian GALINDO	F - Veterans (35yrs - u45)	6	3:37:59.046	3 [1:46:40.648]	3 [1:51:18.398]
16	637	Brenton MCDONALD	F - Veterans (35yrs - u45)	6	3:39:06.536	3 [1:44:56.955]	3 [1:54:09.581]
17	310	Mark NOLAN	F - Veterans (35yrs - u45)	6	3:40:30.849	3 [1:49:24.197]	3 [1:51:06.652]
18	X63	Jamie LEON	F - Veterans (35yrs - u45)	6	3:41:01.118	3 [1:48:53.822]	3 [1:52:07.296]
19	311	Dan COUTTS	F - Veterans (35yrs - u45)	6	3:42:18.037	3 [1:48:23.215]	3 [1:53:54.822]
20	458	William HAWKER	F - Veterans (35yrs - u45)	6	3:45:09.943	3 [1:48:27.775]	3 [1:56:42.168]
21	300	Benjamin COOK	F - Veterans (35yrs - u45)	6	3:47:55.604	3 [1:49:32.135]	3 [1:58:23.469]
22	197	Damian JONES	F - Veterans (35yrs - u45)	6	3:50:09.448	3 [1:52:50.931]	3 [1:57:18.517]
23	284	Belin KUNST	F - Veterans (35yrs - u45)	6	3:55:49.969	3 [1:55:01.182]	3 [2:00:48.787]
24	787	Todd TOMLINSON	F - Veterans (35yrs - u45)	6	3:56:30.984	3 [1:59:14.227]	3 [1:57:16.757]
25	669	Aaron EDWARDS	F - Veterans (35yrs - u45)	6	3:56:37.353	3 [1:49:18.117]	3 [2:07:19.236]
26	47	William JOHNSON	F - Veterans (35yrs - u45)	6	3:58:38.039	3 [2:00:49.884]	3 [1:57:48.155]
27	650	Peter HARDING	F - Veterans (35yrs - u45)	6	4:01:38.917	3 [2:00:17.020]	3 [2:01:21.897]
28	431	Tom MARGITICH	F - Veterans (35yrs - u45)	6	4:05:08.276	3 [2:01:13.722]	3 [2:03:54.554]
29	F84	Daniel FREIBERG	F - Veterans (35yrs - u45)	6	4:06:43.348	3 [1:58:03.611]	3 [2:08:39.737]
30	242	Michael DOWLING	F - Veterans (35yrs - u45)	6	4:12:17.194	3 [2:00:44.433]	3 [2:11:32.761]

### 2024 DON RIVER DASH 300

Sunday - Don River Dash 300

Don River Dash 300 51.000 km

DON RIVER DASH 300 BIKES



Pos	No.	Name	Class	Laps	Total Tm	R1	R2
31	59	Jason SERGENT	F - Veterans (35yrs - u45)	6	4:21:48.487	3 [2:08:03.395]	3 [2:13:45.092]
32	884	Alan LYONS	F - Veterans (35yrs - u45)	6	4:58:15.624	3 [2:31:17.921]	3 [2:26:57.703]
33	H16	Heath BURGESS	F - Veterans (35yrs - u45)	5	2:58:13.493	3 [1:46:13.328]	2 [1:12:00.165]
34	661	Jereme ST PIERRE	F - Veterans (35yrs - u45)	4	2:35:06.318	3 [1:56:56.314]	1 [38:10.004]
35	652	Damien PENDLEBURY	F - Veterans (35yrs - u45)	3	1:34:00.946	3 [1:34:00.946]	-
36	289	Luke PATTISON	F - Veterans (35yrs - u45)	3	1:44:49.747	3 [1:44:49.747]	0 [0.000]
37	333	Ben COX	F - Veterans (35yrs - u45)	3	1:56:37.689	3 [1:56:37.689]	0 [0.000]
38	980	Brad PERRYMAN	F - Veterans (35yrs - u45)	3	2:02:02.054	3 [2:02:02.054]	-
39	777	Martin CONVEY	F - Veterans (35yrs - u45)	3	2:34:37.139	3 [2:34:37.139]	-
40	686	Benjamin HALLAM	F - Veterans (35yrs - u45)	3	2:37:27.369	2 [1:42:45.752]	1 [54:41.617]
41	J22	Tom JACK	F - Veterans (35yrs - u45)	1	28:14.627	1 [28:14.627]	-
42	677	Dean MURPHY	F - Veterans (35yrs - u45)	1	32:53.644	1 [32:53.644]	-
43	288	Michael GRAVES	F - Veterans (35yrs - u45)	1	42:27.107	1 [42:27.107]	-
44	200	Nick LANG	F - Veterans (35yrs - u45)	0	0.000	0 [0.000]	-
45	330	Daniel KENT	F - Veterans (35yrs - u45)	0	0.000	0 [0.000]	-

#### G - Masters (over 45yrs)


1	726	Gregory JACKSON	G - Masters (over 45yrs)	6	3:05:14.431	3 [1:31:45.862]	3 [1:33:28.569]
2	771	Shawn CHEETHAM	G - Masters (over 45yrs)	6	3:10:00.682	3 [1:33:38.976]	3 [1:36:21.706]
3	718	Alan HENDERSON	G - Masters (over 45yrs)	6	3:15:56.354	3 [1:35:33.039]	3 [1:40:23.315]
4	578	Adam QUINN	G - Masters (over 45yrs)	6	3:17:43.519	3 [1:37:26.982]	3 [1:40:16.537]
5	754	Jason GUNTHER	G - Masters (over 45yrs)	6	3:20:30.558	3 [1:38:29.083]	3 [1:42:01.475]
6	J17	Justin BURGESS	G - Masters (over 45yrs)	6	3:32:01.673	3 [1:45:04.364]	3 [1:46:57.309]
7	999	Dan MOLE	G - Masters (over 45yrs)	6	3:33:02.337	3 [1:42:24.031]	3 [1:50:38.306]
8	60	Rob MCCRAE	G - Masters (over 45yrs)	6	3:36:54.132	3 [1:45:18.930]	3 [1:51:35.202]
9	742	Mark SHEPHERDSON	G - Masters (over 45yrs)	6	3:39:12.806	3 [1:47:56.528]	3 [1:51:16.278]
10	84	Kenneth SCOTT	G - Masters (over 45yrs)	6	3:41:48.097	3 [1:47:42.430]	3 [1:54:05.667]
11	18	Clint CLARKE	G - Masters (over 45yrs)	6	3:43:52.850	3 [1:49:42.476]	3 [1:54:10.374]
12	824	Scott COSSICH	G - Masters (over 45yrs)	6	3:43:55.645	3 [1:48:56.769]	3 [1:54:58.876]
13	247	Luke MCPHERSON	G - Masters (over 45yrs)	6	3:46:20.873	3 [1:50:31.438]	3 [1:55:49.435]
14	612	Mark PERRY	G - Masters (over 45yrs)	6	3:47:16.125	3 [1:50:19.480]	3 [1:56:56.645]
15	764	David TURNER	G - Masters (over 45yrs)	6	3:47:33.351	3 [1:47:50.080]	3 [1:59:43.271]
16	743	Ryan KEMP	G - Masters (over 45yrs)	6	3:48:37.703	3 [1:50:05.551]	3 [1:58:32.152]
17	766	Steve TEESE	G - Masters (over 45yrs)	6	3:50:14.375	3 [1:48:52.820]	3 [2:01:21.555]
18	33	Zane STEINER	G - Masters (over 45yrs)	6	3:50:51.364	3 [1:42:16.474]	3 [2:08:34.890]
19	93	Wayne DINNAGE	G - Masters (over 45yrs)	6	3:51:52.766	3 [1:51:29.877]	3 [2:00:22.889]
20	462	Nathan BENNETT	G - Masters (over 45yrs)	6	3:52:44.532	3 [1:54:35.584]	3 [1:58:08.948]
21	67	Paul STEPHENS	G - Masters (over 45yrs)	6	3:59:24.720	3 [1:56:21.058]	3 [2:03:03.662]
22	111	Paul STUBBS	G - Masters (over 45yrs)	6	4:01:00.749	3 [1:55:52.357]	3 [2:05:08.392]
23	589	Matt MASTERSON	G - Masters (over 45yrs)	6	4:01:10.230	3 [1:54:25.734]	3 [2:06:44.496]
24	655	Tony HOWELL	G - Masters (over 45yrs)	6	4:02:05.771	3 [1:55:37.225]	3 [2:06:28.546]
25	11	Gavin JONES	G - Masters (over 45yrs)	6	4:24:27.622	3 [2:06:06.232]	3 [2:18:21.390]
26	538	Ryan ASH	G - Masters (over 45yrs)	6	4:31:30.541	3 [2:04:25.155]	3 [2:27:05.386]
27	258	Steven MARRIOTT	G - Masters (over 45yrs)	6	4:42:29.887	3 [2:17:53.829]	3 [2:24:36.058]
28	848	Peter MIOTTO	G - Masters (over 45yrs)	6	4:46:31.574	3 [2:21:45.062]	3 [2:24:46.512]
29	425	Dave MORRIS	G - Masters (over 45yrs)	6	4:56:49.257	3 [2:24:40.493]	3 [2:32:08.764]
30	123	Peter JOHNSON	G - Masters (over 45yrs)	5	3:07:54.752	3 [1:49:36.988]	2 [1:18:17.764]
31	249	Shane TUENDEMANN	G - Masters (over 45yrs)	4	2:48:27.080	3 [2:09:38.174]	1 [38:48.906]

### 2024 DON RIVER DASH 300

Sunday - Don River Dash 300

Don River Dash 300 51.000 km

DON RIVER DASH 300 BIKES



Pos	No.	Name	Class	Laps	Total Tm	R1	R2
32	506	Ben MANERA	G - Masters (over 45yrs)	3	1:40:49.817	3 [1:40:49.817]	0 [0.000]
33	574	Greg RYAN	G - Masters (over 45yrs)	3	2:02:35.778	3 [2:02:35.778]	-
34	102	Darren HEARD	G - Masters (over 45yrs)	3	2:22:17.336	3 [2:22:17.336]	-
35	160	Don SCRIVEN	G - Masters (over 45yrs)	1	31:44.909	1 [31:44.909]	-
36	38	Matthew BOYER	G - Masters (over 45yrs)	1	33:47.803	1 [33:47.803]	-
37	781	Matthew EVANS	G - Masters (over 45yrs)	1	33:51.882	0 [0.000]	1 [33:51.882]

#### I - Ladies

1	565	Rebecca KOPPE	I - Ladies	6	4:02:25.175	3 [1:57:26.768]	3 [2:04:58.407]
2	973	Susan KOOP	I - Ladies	6	4:04:17.173	3 [1:59:36.826]	3 [2:04:40.347]
3	621	Katie ROBINSON	I - Ladies	6	4:21:13.952	3 [2:05:44.928]	3 [2:15:29.024]
4	F56	Tam POIDEVIN	I - Ladies	6	4:34:24.708	3 [2:10:27.898]	3 [2:23:56.810]
5	696	Haylee BRADFORD	I - Ladies	4	3:20:53.788	3 [2:27:34.087]	1 [53:19.701]

#### Z - Teams

1	452	Scott MCNAMARA Thomas LOGAN	Z - Teams	6	3:29:10.768	3 [1:41:42.894]	3 [1:47:27.874]
2	16/105	Dale STANFORD Tim NOLAN	Z - Teams	6	3:35:41.709	3 [1:42:26.204]	3 [1:53:15.505]
3	16/836	Riley PAGE Beau WUST	Z - Teams	6	3:46:11.054	3 [1:46:17.455]	3 [1:59:53.599]
4	444	Tye MACKENZIE Ben WUST	Z - Teams	6	3:49:27.885	3 [1:54:18.973]	3 [1:55:08.912]
5	169	Conroy DEVINE Lachlan McIVER	Z - Teams	6	4:01:42.253	3 [1:51:06.450]	3 [2:10:35.803]
6	769	Andrew TAIT James BOYCE	Z - Teams	4	2:25:06.066	1 [30:56.131]	3 [1:54:09.935]